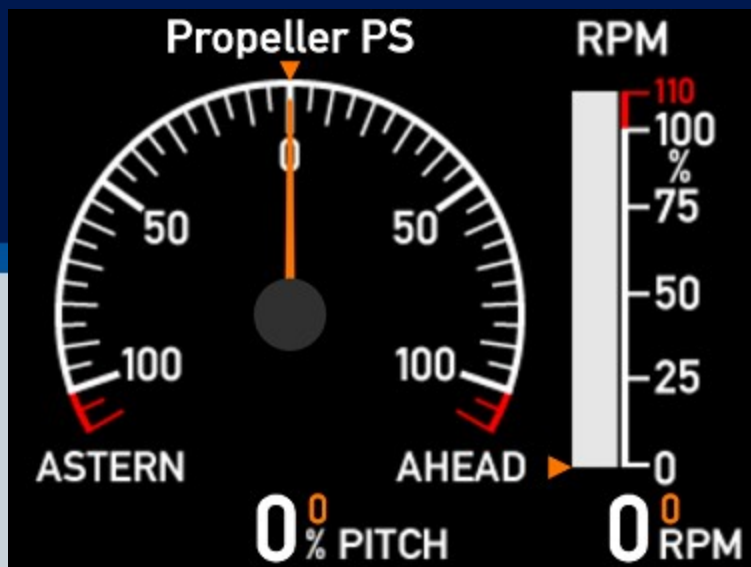




XDi 96 Multi

Main propulsion CPP



Library owner: DEIF STANDARD LIB

Library number: 21

Library version: 2005

Table of Contents

1	LIBRARY INFORMATION	3
2	PRODUCT PROFILES (PP)	4
3	VIRTUAL INDICATORS (VI)	6
4	DETAILED VIRTUAL INDICATOR (VI) DESCRIPTION	7

Library description :

This XDi Multi library contains a selection of main propulsion indicators (VI), respectively for forward and aft bridge applications.

Each virtual indicators has a selection of input/output setup profiles (VS) covering the most common used combination of XDi-net, CANopen, AX1 analogue and DX1 digital inputs. Some VS profile also supports the NX NMEA extension module.

Default CAN bus setup and dimmer input configurations are available in the selection of product profiles (PP).

Select the VS and PP profile that fits your need for CAN, Analogue or Digital inputs and make the necessary adjustments via the XDi installation menu or user menu.

All indicators present pitch% and RPM/RPM% setpoints (commanded values) as default, but this function can be individually disabled from menu.


Library is moved to XDi main software platform 2. This opens for dimming from front buttons when the front frame with buttons are ordered as option or accessory.

Analogue input error (input lost/out of range) indication is implemented in all relevant VS profiles.

GENERAL FOR STANDARD DEIF LIBRARIES:


The default CANbus setup and Dimmer configuration are defined in the selected Product Profile (PP). In all PP's CAN1 and CAN2 are default set active for CANopen and XDi-net communication.


Library status symbols :

 Released & Locked

 Approved

 Pending

 Draft

 Not approved

Library Specification

Library owner no. : 000001
Library owner name : DEIF STANDARD LIB
Product type : XDi 96
Performance class : Multi
Library number : 21
Library name : Main propulsion CPP
Library orientation : Landscape
Library status : Released & Locked
Library version : 2005

Last changed : 08-02-2023 15:41:18

Library default settings :

180 display rotation : False
CAN NodeID : 30

Library notes :

08-02-2023/MAP, Ver. 2005: XDi main software update to Qt v.3.06.1 and Capp software is updated to v.3.06.0, this version supports presentation of UK MER flag mark in surveyor menu in addition to the wheel marking, no other changes are made.

31-05-2022/JOL Ver. 2004: Library moved to XDi main software platform 2.
AX1 4-20mA input lost function is activated in all relevant VS profiles.



Product profiles (PP)



Default settings of product and system related parameters, as dimmer and CANbus settings are stored in a product profile.

Timestamp 08-02-2023 15:41:20

PP No.	PP Name	Description	Status	Notes
1	PP01 XDi-net	<p>Front/XDi-net Dimmer Dimming from front req. Front button option.</p> <p>Default settings: Dimmer group 1 Dimming via XDi-net Auto Day/Night Shift at 70% Monitoring supply voltage1 XDi-net active</p>		CANbus and Dimmer settings can be changed from XDi menu
2	PP02 Analogue	<p>Analogue Dimmer Required: AX1 in Slot 1 Dimmer potmeter(+term3 -term1, wiper term 2) Can be reconfigured to voltage input</p> <p>Default settings: Dimmer group 1 Analogue Potmeter 0 to Vref (max. 30V) Auto Day/Night Shift at 70% Shared on XDi-net Monitoring supply voltage1</p>		An external ref. voltage >7.5V can be connected to Vref out overwriting the internal Vref. From the user menu, you can alternatively reconfigure the analogue dimmer input to a normal voltage input.
3	PP03 CAN	<p>CAN Dimmer</p> <p>CANopen TPDO dimming</p> <p>Default settings: Dimmer group 1 Auto Day/Night Shift at 70% Monitoring supply voltage1</p>		DEIF default TPDO's are predefined and used in all standard libraries. The default TPDO's for dimmer group control can be changed to any TPDO or RPDO via user menu.
4	PP04 Digital	<p>Digital Dim Required: DX1 in Slot 1</p> <p>Digital input 1 up (+term 11,- term 10) Digital input 2 down (+term 8,- term 7) Simultaneous activation of IN1 and IN2 for Day/Night Shift</p> <p>Default settings: Dimmer group 1 Shared on XDi-net Monitoring supply voltage1</p>		Digital input configuration can be changed from menu.

PP No.	PP Name	Description	Status	Notes
5	PP05 Lo Analog	<p>Analogue Dimmer Local Required: AX1 in Slot 1 Dimmer potmeter(+term3 - term1, wiper term 2) Can be reconfigured to voltage input Default settings: Dimmer group: Local Analogue Potmeter 0 to Vref (max. 30V) Auto Day/Night Shift at 70% (Local - Not shared XDi-net) Monitoring supply voltage1</p>		<p>The dimmer group is "Local" and the dimmer input will only affect this unit, dimmer level will not be shared on XDi-net.</p>
6	PP06 ECR Fixed	<p>ECR Fixed Dimmer Dimming setting via button 2 and 3 or use front button option to dim from front. Default settings: Dimmer group Local Dimmer level 80% to extend backlight life (Local - Not shared XDi-net) Auto Day/Night Shift at 20% Monitoring supply voltage1 XDi-net active</p>		<p>Default fixed dimmer level is reduced to 75% to extend backlight life. Dimmer level and Day/Night colour can be changed from user menu.</p>































Virtual Indicators (VI)




The VI contains the graphical layout of and indicator and defines all data types that are presented on the indicator.

Each VI has at least one VI-setup profile (VS) that defines the input types and default parameter settings.


Timestamp 08-02-2023 15:41:20

VI No.	Name	VI-setup profiles (VS)	Approvals	Status
001	%RPM FWD	7	 	
002	%RPM AFT	7	 	
003	100 RPM	7	 	
004	125 RPM	7	 	
005	150 RPM	7	 	
006	200 RPM	7	 	
007	250 RPM	7	 	
008	300 RPM	7	 	
009	350 RPM	7	 	
010	400 RPM	7	 	

 Approvals only apply for XDi 192.

VI 001

%RPM FWD



Description : PITCH%/RPM%

FWD




Main prop. Pitch $\pm 110\%$
 Digital Pitch $\pm 200\%$
 RPM% 0...110%
 Digital RPM ± 3276

All with set point




Status : 

VI Notes : RPM% scale can be configured from the XDi menu to match different input values.
 This makes this indicator quite universal.


VI-setup profiles (VS) for VI001

VS No.	Name	Description	Status	Notes
1	VS01 XDi-net	<p>Input XDi-net</p> <p>Pitch%: XDi-net</p> <p>RPM/RPM%: XDi-net</p> <p>Pitch% set: XDi-net</p> <p>RPM/RPM% set: XDi-net</p>		<p>The XDi-net profile is used when the indicator is a repeater, receiving data from other XDi units or from a CAN controller providing data in XDi-net format.</p> <p>Please note that TPDO's or RPDO's are not retransmitted in XDi-net format, but are used directly by all indicators (e.g. Angle transmitted CAN data), zero or scaling adjustments can be synchronized via XDi-net.</p> <p>Use VS02 if a combination of XDi-net and TPDO inputs (e.g. CAN encoder) are used.</p> <p>This profile has NMEA output support requires NX1 extension module</p>
2	VS02 TPDO	<p>Input TPDO or XDi-net</p> <p>Pitch%: TPDO</p> <p>RPM/RPM%: TPDO</p> <p>Pitch% set: TPDO</p> <p>RPM/RPM% set: TPDO</p>		<p>TPDO COBID can be changed to any valid TPDO or RPDO COBID via the XDi installation menu.</p> <p>TPDO input can be scaled from menu.</p> <p>This profile can also be used for XDi-net input, if a combination of TPDO and XDi-net is used.</p> <p>TPDO input can be disabled to run pure XDi-net.</p> <p>This profile has NMEA output support requires NX1 extension module</p>
3	VS03 Analogue	<p>Analogue Required: AX1 in Slot 1</p> <p>Pitch%: AX1 S1i2: 4-20mA (+term5, -term4)</p> <p>Pitch% set:TPDO/XDi</p> <p>RPM/RPM%: AX1, S1i1: 4-20mA (+term9, -term8)</p> <p>RPM/ RPM% set:TPDO/XDi</p> <p>Input lost below 3.5mA</p>		<p>TPDO COBID and input data scaling can be changed from the XDi installation menu.</p> <p>The TPDO input can be disabled to use XDi-net instead.</p> <p>Analogue input type and scaling can be changes from XDi installation menu.</p> <p>Analogue input is default 4-20mA with input lost indication at <3.5mA and overload at >21mA</p> <p>Input error min/max must be changed via menu if analogue input type or range is changed.</p>

VI-setup profiles (VS) for VI001


VS No.	Name	Description	Status	Notes
4	VS04 Ana. Set	<p>Analogue Set Required: AX1 in Slot 1</p> <p>Pitch%: TPDO/XDi</p> <p>Pitch% set: AX1 S1i2: 4-20mA (+term5, -term4)</p> <p>RPM/RPM%: TPDO/XDi</p> <p>RPM/ RPM% set: AX1, S1i1: 4-20mA (+term9, -term8)</p> <p>Input lost below 3.5mA</p>		<p>TPDO COBID and input data scaling can be changed from the XDi installation menu. The TPDO input can be disabled to use XDi-net instead.</p> <p>Analogue input type and scaling can be changes from XDi installation menu. Analogue input is default 4-20mA with input lost indication at <3.5mA and overload at >21mA</p> <p>Input error min/max must be changed via menu if analogue input type or range is changed.</p>
5	VS05 Pickup	<p>RTC + Pickup RPM pickup input Required: DX1 in Slot 1</p> <p>Pitch%: TPDO/XDi</p> <p>Pitch% set: TPDO/XDi</p> <p>RPM/RPM%: DX1 S1i1:(+term11,-term10)</p> <p>RPM/ RPM% set: TPDO/XDi</p>		<p>TPDO COBID and input data scaling can be changed from the XDi installation menu. The TPDO input can be disabled to use XDi-net instead.</p> <p>Digital RPM input scaling can be changes from XDi installation menu. Analogue input is default 4-20mA with input lost indication at <3.5mA and overload at >21mA</p> <p>Input error min/max must be changed via menu if analogue input type or range is changed.</p>
6	VS06 Ana. Pitch	<p>Analogue Pitch Required: AX1 in Slot 1</p> <p>Pitch%: AX1 S1i1: 4-20mA (+term9, -term8)</p> <p>Pitch% set: AX1 S1i2: 4-20mA (+term5, -term4)</p> <p>RPM/RPM%: TPDO/XDi</p> <p>RPM/ RPM% set: TPDO/XDi</p> <p>Input lost below 3.5mA</p>		<p>TPDO COBID and input data scaling can be changed from the XDi installation menu. The TPDO input can be disabled to use XDi-net instead.</p> <p>Analogue input type and scaling can be changes from XDi installation menu. Analogue input is default 4-20mA with input lost indication at <3.5mA and overload at >21mA</p> <p>Input error min/max must be changed via menu if analogue input type or range is changed.</p>

VI-setup profiles (VS) for VI001

VS No.	Name	Description	Status	Notes
7	VS07 Ana. Set	Analogue Set Required: AX1 in Slot 1 Pitch%: TPDO/XDi Pitch% set-point: TPDO/XDi RPM/RPM%: TPDO/XDi RPM/ RPM% set: AX1 S1i1: 4-20mA (+term9, -term8) Input lost below 3.5mA		TPDO COBID and input data scaling can be changed from the XDi installation menu. The TPDO input can be disabled to use XDi-net instead. Analogue input type and scaling can be changes from XDi installation menu. Analogue input is default 4-20mA with input lost indication at <3.5mA and overload at >21mA Input error min/max must be changed via menu if analogue input type or range is changed.

VI 002

%RPM AFT



Description : PITCH%/RPM%

AFT

Main prop. Pitch \pm 110%
 Digital Pitch \pm 200%
 RPM% 0...110%
 Digital RPM \pm 3276

All with set point

Status :







VI Notes :

RPM% scale can be configured from the XDi menu to match different input values.
 This makes this indicator quit universal.



VI-setup profiles (VS) for VI002

VS No.	Name	Description	Status	Notes
1	VS01 XDi-net	Input XDi-net		See similar VS profile for VI001
		Pitch%: XDi-net		
		RPM/RPM%: XDi-net		
		Pitch% set: XDi-net		
		RPM/RPM% set: XDi-net		

VI-setup profiles (VS) for VI002


VS No.	Name	Description	Status	Notes
2	VS02 TPDO	<p>Input TPDO or XDi-net</p> <p>Pitch%: TPDO</p> <p>RPM/RPM%: TPDO</p> <p>Pitch% set: TPDO</p> <p>RPM/RPM% set: TPDO</p>		See similar VS profile for VI001
3	VS03 Analogue	<p>Analogue Required: AX1 in Slot 1</p> <p>Pitch%: AX1 S1i2: 4-20mA (+term5, -term4)</p> <p>Pitch% set:TPDO/XDi</p> <p>RPM/RPM%: AX1, S1i1: 4-20mA (+term9, -term8)</p> <p>RPM/ RPM% set:TPDO/XDi</p> <p>Input lost below 3.5mA</p>		See similar VS profile for VI001
4	VS04 Ana. Set	<p>Analogue Set Required: AX1 in Slot 1</p> <p>Pitch%: TPDO/XDi</p> <p>Pitch% set: AX1 S1i2: 4-20mA (+term5, -term4)</p> <p>RPM/RPM%: TPDO/XDi</p> <p>RPM/ RPM% set: AX1, S1i1: 4-20mA (+term9, -term8)</p> <p>Input lost below 3.5mA</p>		See similar VS profile for VI001
5	VS05 Pickup	<p>RTC Pickup RPM pickup input Required: DX1 in Slot 1</p> <p>Pitch%: TPDO/XDi</p> <p>Pitch% set: TPDO/XDi</p> <p>RPM/RPM%: DX1 S1i1:(+term11,-term10)</p> <p>RPM/ RPM% set: TPDO/XDi</p>		See similar VS profile for VI001

VI-setup profiles (VS) for VI002

VS No.	Name	Description	Status	Notes
6	VS06 Ana. Pitch	Analogue Pitch Required: AX1 in Slot 1 Pitch%: AX1 S1i1: 4-20mA (+term9, -term8) Pitch% set: AX1 S1i2: 4-20mA (+term5, -term4) RPM/RPM%: TPDO/XDi RPM/ RPM% set: TPDO/XDi Input lost below 3.5mA		See similar VS profile for VI001
7	VS07 Ana. Set	Analogue Set Required: AX1 in Slot 1 Pitch%: TPDO/XDi Pitch% set-point: TPDO/XDi RPM/RPM%: TPDO/XDi RPM/ RPM% set: AX1 S1i1: 4-20mA (+term9, -term8) Input lost below 3.5mA		See similar VS profile for VI001

VI 003

100 RPM



Description : PITCH%/RPM

FWD

Main prop. Pitch \pm 110%
Digital Pitch \pm 200%
Bar gr. RPM 0...100
Digital RPM \pm 3276

All with set point

Status :







VI Notes :



VI-setup profiles (VS) for VI003

VS No.	Name	Description	Status	Notes
1	VS01 XDi-net	Input XDi-net Pitch%: XDi-net RPM: XDi-net Pitch% set: XDi-net RPM set: XDi-net		See similar VS profile for VI001

VI-setup profiles (VS) for VI003


VS No.	Name	Description	Status	Notes
2	VS02 TPDO	<p>Input TPDO or XDi-net</p> <p>Pitch%: TPDO</p> <p>RPM: TPDO</p> <p>Pitch% set: TPDO</p> <p>RPM set: TPDO</p>		See similar VS profile for VI001
3	VS03 Analogue	<p>Analogue Required: AX1 in Slot 1</p> <p>Pitch%: AX1 S1i2: 4-20mA (+term5, -term4)</p> <p>Pitch% set:TPDO/XDi</p> <p>RPM: AX1, S1i1: 4-20mA (+term9, -term8)</p> <p>RPM set:TPDO/XDi</p> <p>Input lost below 3.5mA</p>		See similar VS profile for VI001
4	VS04 Ana. Set	<p>Analogue Set Required: AX1 in Slot 1</p> <p>Pitch%: TPDO/XDi</p> <p>Pitch% set: AX1 S1i2: 4-20mA (+term5, -term4)</p> <p>RPM: TPDO/XDi</p> <p>RPM set: AX1, S1i1: 4-20mA (+term9, -term8)</p> <p>Input lost below 3.5mA</p>		See similar VS profile for VI001
5	VS05 Pickup	<p>RTC Pickup RPM pickup input Required: DX1 in Slot 1</p> <p>Pitch%: TPDO/XDi</p> <p>Pitch% set: TPDO/XDi</p> <p>RPM: DX1 S1i1:(+term11,-term10)</p> <p>RPM set: TPDO/XDi</p>		See similar VS profile for VI001

VI-setup profiles (VS) for VI003

VS No.	Name	Description	Status	Notes
6	VS06 Ana. Pitch	Analogue Pitch Required: AX1 in Slot 1 Pitch%: AX1 S1i1: 4-20mA (+term9, -term8) Pitch% set: AX1 S1i2: 4-20mA (+term5, -term4) RPM: TPDO/XDi RPM set: TPDO/XDi Input lost below 3.5mA		See similar VS profile for VI001
7	VS07 Ana. Set	Analogue Set Required: AX1 in Slot 1 Pitch%: TPDO/XDi Pitch% set-point: TPDO/XDi RPM: TPDO/XDi RPM set: AX1 S1i1: 4-20mA (+term9, -term8) Input lost below 3.5mA		See similar VS profile for VI001

VI 004

125 RPM



Description : PITCH%/RPM

FWD

Main prop. Pitch $\pm 110\%$
Digital Pitch $\pm 200\%$
Bar gr. RPM 0...125
Digital RPM ± 3276

All with set point

Status :







VI Notes :



VI-setup profiles (VS) for VI004

VS No.	Name	Description	Status	Notes
1	VS01 XDi-net	Input XDi-net Pitch%: XDi-net RPM: XDi-net Pitch% set: XDi-net RPM set: XDi-net		See similar VS profile for VI001

VI-setup profiles (VS) for VI004


VS No.	Name	Description	Status	Notes
2	VS02 TPDO	<p>Input TPDO or XDi-net</p> <p>Pitch%: TPDO</p> <p>RPM: TPDO</p> <p>Pitch% set: TPDO</p> <p>RPM set: TPDO</p>		See similar VS profile for VI001
3	VS03 Analogue	<p>Analogue Required: AX1 in Slot 1</p> <p>Pitch%: AX1 S1i2: 4-20mA (+term5, -term4)</p> <p>Pitch% set:TPDO/XDi</p> <p>RPM: AX1, S1i1: 4-20mA (+term9, -term8)</p> <p>RPM set:TPDO/XDi</p> <p>Input lost below 3.5mA</p>		See similar VS profile for VI001
4	VS04 Ana. Set	<p>Analogue Set Required: AX1 in Slot 1</p> <p>Pitch%: TPDO/XDi</p> <p>Pitch% set: AX1 S1i2: 4-20mA (+term5, -term4)</p> <p>RPM: TPDO/XDi</p> <p>RPM set: AX1, S1i1: 4-20mA (+term9, -term8)</p> <p>Input lost below 3.5mA</p>		See similar VS profile for VI001
5	VS05 Pickup	<p>RTC Pickup RPM pickup input Required: DX1 in Slot 1</p> <p>Pitch%: TPDO/XDi</p> <p>Pitch% set: TPDO/XDi</p> <p>RPM: DX1 S1i1:(+term11,-term10)</p> <p>RPM set: TPDO/XDi</p>		See similar VS profile for VI001

VI-setup profiles (VS) for VI004

VS No.	Name	Description	Status	Notes
6	VS06 Ana. Pitch	Analogue Pitch Required: AX1 in Slot 1 Pitch%: AX1 S1i1: 4-20mA (+term9, -term8) Pitch% set: AX1 S1i2: 4-20mA (+term5, -term4) RPM: TPDO/XDi RPM set: TPDO/XDi Input lost below 3.5mA		See similar VS profile for VI001
7	VS07 Ana. Set	Analogue Set Required: AX1 in Slot 1 Pitch%: TPDO/XDi Pitch% set-point: TPDO/XDi RPM: TPDO/XDi RPM set: AX1 S1i1: 4-20mA (+term9, -term8) Input lost below 3.5mA		See similar VS profile for VI001

VI 005

150 RPM



Description : PITCH%/RPM

FWD

Main prop. Pitch \pm 110%
Digital Pitch \pm 200%
Bar gr. RPM 0...150
Digital RPM \pm 3276

All with set point

Status :







VI Notes :



VI-setup profiles (VS) for VI005

VS No.	Name	Description	Status	Notes
1	VS01 XDi-net	Input XDi-net Pitch%: XDi-net RPM: XDi-net Pitch% set: XDi-net RPM set: XDi-net		See similar VS profile for VI001

VI-setup profiles (VS) for VI005


VS No.	Name	Description	Status	Notes
2	VS02 TPDO	<p>Input TPDO or XDi-net</p> <p>Pitch%: TPDO</p> <p>RPM: TPDO</p> <p>Pitch% set: TPDO</p> <p>RPM set: TPDO</p>		See similar VS profile for VI001
3	VS03 Analogue	<p>Analogue Required: AX1 in Slot 1</p> <p>Pitch%: AX1 S1i2: 4-20mA (+term5, -term4)</p> <p>Pitch% set:TPDO/XDi</p> <p>RPM: AX1, S1i1: 4-20mA (+term9, -term8)</p> <p>RPM set:TPDO/XDi</p> <p>Input lost below 3.5mA</p>		See similar VS profile for VI001
4	VS04 Ana. Set	<p>Analogue Set Required: AX1 in Slot 1</p> <p>Pitch%: TPDO/XDi</p> <p>Pitch% set: AX1 S1i2: 4-20mA (+term5, -term4)</p> <p>RPM: TPDO/XDi</p> <p>RPM set: AX1, S1i1: 4-20mA (+term9, -term8)</p> <p>Input lost below 3.5mA</p>		See similar VS profile for VI001
5	VS05 Pickup	<p>RTC Pickup RPM pickup input Required: DX1 in Slot 1</p> <p>Pitch%: TPDO/XDi</p> <p>Pitch% set: TPDO/XDi</p> <p>RPM: DX1 S1i1:(+term11,-term10)</p> <p>RPM set: TPDO/XDi</p>		See similar VS profile for VI001

VI-setup profiles (VS) for VI005

VS No.	Name	Description	Status	Notes
6	VS06 Ana. Pitch	Analogue Pitch Required: AX1 in Slot 1 Pitch%: AX1 S1i1: 4-20mA (+term9, -term8) Pitch% set: AX1 S1i2: 4-20mA (+term5, -term4) RPM: TPDO/XDi RPM set: TPDO/XDi Input lost below 3.5mA		See similar VS profile for VI001
7	VS07 Ana. Set	Analogue Set Required: AX1 in Slot 1 Pitch%: TPDO/XDi Pitch% set-point: TPDO/XDi RPM: TPDO/XDi RPM set: AX1 S1i1: 4-20mA (+term9, -term8) Input lost below 3.5mA		See similar VS profile for VI001

VI 006

200 RPM



Description : PITCH%/RPM

FWD

Main prop. Pitch \pm 110%
Digital Pitch \pm 200%
Bar gr. RPM 0...200
Digital RPM \pm 3276

All with set point

Status :







VI Notes :



VI-setup profiles (VS) for VI006

VS No.	Name	Description	Status	Notes
1	VS01 XDi-net	Input XDi-net Pitch%: XDi-net RPM: XDi-net Pitch% set: XDi-net RPM set: XDi-net		See similar VS profile for VI001

VI-setup profiles (VS) for VI006


VS No.	Name	Description	Status	Notes
2	VS02 TPDO	<p>Input TPDO or XDi-net</p> <p>Pitch%: TPDO</p> <p>RPM: TPDO</p> <p>Pitch% set: TPDO</p> <p>RPM set: TPDO</p>		See similar VS profile for VI001
3	VS03 Analogue	<p>Analogue Required: AX1 in Slot 1</p> <p>Pitch%: AX1 S1i2: 4-20mA (+term5, -term4)</p> <p>Pitch% set:TPDO/XDi</p> <p>RPM: AX1, S1i1: 4-20mA (+term9, -term8)</p> <p>RPM set:TPDO/XDi</p> <p>Input lost below 3.5mA</p>		See similar VS profile for VI001
4	VS04 Ana. Set	<p>Analogue Set Required: AX1 in Slot 1</p> <p>Pitch%: TPDO/XDi</p> <p>Pitch% set: AX1 S1i2: 4-20mA (+term5, -term4)</p> <p>RPM: TPDO/XDi</p> <p>RPM set: AX1, S1i1: 4-20mA (+term9, -term8)</p> <p>Input lost below 3.5mA</p>		See similar VS profile for VI001
5	VS05 Pickup	<p>RTC Pickup RPM pickup input Required: DX1 in Slot 1</p> <p>Pitch%: TPDO/XDi</p> <p>Pitch% set: TPDO/XDi</p> <p>RPM: DX1 S1i1:(+term11,-term10)</p> <p>RPM set: TPDO/XDi</p>		See similar VS profile for VI001

VI-setup profiles (VS) for VI006

VS No.	Name	Description	Status	Notes
6	VS06 Ana. Pitch	Analogue Pitch Required: AX1 in Slot 1 Pitch%: AX1 S1i1: 4-20mA (+term9, -term8) Pitch% set: AX1 S1i2: 4-20mA (+term5, -term4) RPM: TPDO/XDi RPM set: TPDO/XDi Input lost below 3.5mA		See similar VS profile for VI001
7	VS07 Ana. Set	Analogue Set Required: AX1 in Slot 1 Pitch%: TPDO/XDi Pitch% set-point: TPDO/XDi RPM: TPDO/XDi RPM set: AX1 S1i1: 4-20mA (+term9, -term8) Input lost below 3.5mA		See similar VS profile for VI001

VI 007

250 RPM



Description : PITCH%/RPM

FWD

Main prop. Pitch \pm 110%
Digital Pitch \pm 200%
Bar gr. RPM 0...200
Digital RPM \pm 3276

All with set point

Status :







VI Notes :



VI-setup profiles (VS) for VI007

VS No.	Name	Description	Status	Notes
1	VS01 XDi-net	Input XDi-net		See similar VS profile for VI001
		Pitch%: XDi-net		
		RPM: XDi-net		
		Pitch% set: XDi-net		
		RPM set: XDi-net		

VI-setup profiles (VS) for VI007


VS No.	Name	Description	Status	Notes
2	VS02 TPDO	<p>Input TPDO or XDi-net</p> <p>Pitch%: TPDO</p> <p>RPM: TPDO</p> <p>Pitch% set: TPDO</p> <p>RPM set: TPDO</p>		See similar VS profile for VI001
3	VS03 Analogue	<p>Analogue Required: AX1 in Slot 1</p> <p>Pitch%: AX1 S1i2: 4-20mA (+term5, -term4)</p> <p>Pitch% set:TPDO/XDi</p> <p>RPM: AX1, S1i1: 4-20mA (+term9, -term8)</p> <p>RPM set:TPDO/XDi</p> <p>Input lost below 3.5mA</p>		See similar VS profile for VI001
4	VS04 Ana. Set	<p>Analogue Set Required: AX1 in Slot 1</p> <p>Pitch%: TPDO/XDi</p> <p>Pitch% set: AX1 S1i2: 4-20mA (+term5, -term4)</p> <p>RPM: TPDO/XDi</p> <p>RPM set: AX1, S1i1: 4-20mA (+term9, -term8)</p> <p>Input lost below 3.5mA</p>		See similar VS profile for VI001
5	VS05 Pickup	<p>RTC Pickup RPM pickup input Required: DX1 in Slot 1</p> <p>Pitch%: TPDO/XDi</p> <p>Pitch% set: TPDO/XDi</p> <p>RPM: DX1 S1i1:(+term11,-term10)</p> <p>RPM set: TPDO/XDi</p>		See similar VS profile for VI001

VI-setup profiles (VS) for VI007

VS No.	Name	Description	Status	Notes
6	VS06 Ana. Pitch	Analogue Pitch Required: AX1 in Slot 1 Pitch%: AX1 S1i1: 4-20mA (+term9, -term8) Pitch% set: AX1 S1i2: 4-20mA (+term5, -term4) RPM: TPDO/XDi RPM set: TPDO/XDi Input lost below 3.5mA		See similar VS profile for VI001
7	VS07 Ana. Set	Analogue Set Required: AX1 in Slot 1 Pitch%: TPDO/XDi Pitch% set-point: TPDO/XDi RPM: TPDO/XDi RPM set: AX1 S1i1: 4-20mA (+term9, -term8) Input lost below 3.5mA		See similar VS profile for VI001

VI 008

300 RPM



Description : PITCH%/RPM

FWD

Main prop. Pitch \pm 110%
Digital Pitch \pm 200%
Bar gr. RPM 0...300
Digital RPM \pm 3276

All with set point

Status :







VI Notes :



VI-setup profiles (VS) for VI008

VS No.	Name	Description	Status	Notes
1	VS01 XDi-net	Input XDi-net Pitch%: XDi-net RPM: XDi-net Pitch% set: XDi-net RPM set: XDi-net		See similar VS profile for VI001

VI-setup profiles (VS) for VI008


VS No.	Name	Description	Status	Notes
2	VS02 TPDO	<p>Input TPDO or XDi-net</p> <p>Pitch%: TPDO</p> <p>RPM: TPDO</p> <p>Pitch% set: TPDO</p> <p>RPM set: TPDO</p>		See similar VS profile for VI001
3	VS03 Analogue	<p>Analogue Required: AX1 in Slot 1</p> <p>Pitch%: AX1 S1i2: 4-20mA (+term5, -term4)</p> <p>Pitch% set:TPDO/XDi</p> <p>RPM: AX1, S1i1: 4-20mA (+term9, -term8)</p> <p>RPM set:TPDO/XDi</p> <p>Input lost below 3.5mA</p>		See similar VS profile for VI001
4	VS04 Ana. Set	<p>Analogue Set Required: AX1 in Slot 1</p> <p>Pitch%: TPDO/XDi</p> <p>Pitch% set: AX1 S1i2: 4-20mA (+term5, -term4)</p> <p>RPM: TPDO/XDi</p> <p>RPM set: AX1, S1i1: 4-20mA (+term9, -term8)</p> <p>Input lost below 3.5mA</p>		See similar VS profile for VI001
5	VS05 Pickup	<p>RTC Pickup RPM pickup input Required: DX1 in Slot 1</p> <p>Pitch%: TPDO/XDi</p> <p>Pitch% set: TPDO/XDi</p> <p>RPM: DX1 S1i1:(+term11,-term10)</p> <p>RPM set: TPDO/XDi</p>		See similar VS profile for VI001

VI-setup profiles (VS) for VI008

VS No.	Name	Description	Status	Notes
6	VS06 Ana. Pitch	Analogue Pitch Required: AX1 in Slot 1 Pitch%: AX1 S1i1: 4-20mA (+term9, -term8) Pitch% set: AX1 S1i2: 4-20mA (+term5, -term4) RPM: TPDO/XDi RPM set: TPDO/XDi Input lost below 3.5mA		See similar VS profile for VI001
7	VS07 Ana. Set	Analogue Set Required: AX1 in Slot 1 Pitch%: TPDO/XDi Pitch% set-point: TPDO/XDi RPM: TPDO/XDi RPM set: AX1 S1i1: 4-20mA (+term9, -term8) Input lost below 3.5mA		See similar VS profile for VI001

VI 009

350 RPM



Description : PITCH%/RPM

FWD

Main prop. Pitch \pm 110%
 Digital Pitch \pm 200%
 Bar gr. RPM 0...350
 Digital RPM \pm 3276

All with set point

Status :







VI Notes :



VI-setup profiles (VS) for VI009

VS No.	Name	Description	Status	Notes
1	VS01 XDi-net	Input XDi-net		See similar VS profile for VI001
		Pitch%: XDi-net		
		RPM: XDi-net		
		Pitch% set: XDi-net		
		RPM set: XDi-net		

VI-setup profiles (VS) for VI009


VS No.	Name	Description	Status	Notes
2	VS02 TPDO	<p>Input TPDO or XDi-net</p> <p>Pitch%: TPDO</p> <p>RPM: TPDO</p> <p>Pitch% set: TPDO</p> <p>RPM set: TPDO</p>		See similar VS profile for VI001
3	VS03 Analogue	<p>Analogue Required: AX1 in Slot 1</p> <p>Pitch%: AX1 S1i2: 4-20mA (+term5, -term4)</p> <p>Pitch% set:TPDO/XDi</p> <p>RPM: AX1, S1i1: 4-20mA (+term9, -term8)</p> <p>RPM set:TPDO/XDi</p> <p>Input lost below 3.5mA</p>		See similar VS profile for VI001
4	VS04 Ana. Set	<p>Analogue Set Required: AX1 in Slot 1</p> <p>Pitch%: TPDO/XDi</p> <p>Pitch% set: AX1 S1i2: 4-20mA (+term5, -term4)</p> <p>RPM: TPDO/XDi</p> <p>RPM set: AX1, S1i1: 4-20mA (+term9, -term8)</p> <p>Input lost below 3.5mA</p>		See similar VS profile for VI001
5	VS05 Pickup	<p>RTC Pickup RPM pickup input Required: DX1 in Slot 1</p> <p>Pitch%: TPDO/XDi</p> <p>Pitch% set: TPDO/XDi</p> <p>RPM: DX1 S1i1:(+term11,-term10)</p> <p>RPM set: TPDO/XDi</p>		See similar VS profile for VI001

VI-setup profiles (VS) for VI009

VS No.	Name	Description	Status	Notes
6	VS06 Ana. Pitch	Analogue Pitch Required: AX1 in Slot 1 Pitch%: AX1 S1i1: 4-20mA (+term9, -term8) Pitch% set: AX1 S1i2: 4-20mA (+term5, -term4) RPM: TPDO/XDi RPM set: TPDO/XDi Input lost below 3.5mA		See similar VS profile for VI001
7	VS07 Ana. Set	Analogue Set Required: AX1 in Slot 1 Pitch%: TPDO/XDi Pitch% set-point: TPDO/XDi RPM: TPDO/XDi RPM set: AX1 S1i1: 4-20mA (+term9, -term8) Input lost below 3.5mA		See similar VS profile for VI001

VI 010

400 RPM



Description : PITCH%/RPM

FWD

Main prop. Pitch \pm 110%
Digital Pitch \pm 200%
Bar gr. RPM 0...400
Digital RPM \pm 3276

All with set point

Status :







VI Notes :



VI-setup profiles (VS) for VI010

VS No.	Name	Description	Status	Notes
1	VS01 XDi-net	Input XDi-net		See similar VS profile for VI001
		Pitch%: XDi-net		
		RPM: XDi-net		
		Pitch% set: XDi-net		
		RPM set: XDi-net		

VI-setup profiles (VS) for VI010

VS No.	Name	Description	Status	Notes
2	VS02 TPDO	<p>Input TPDO or XDi-net</p> <p>Pitch%: TPDO</p> <p>RPM: TPDO</p> <p>Pitch% set: TPDO</p> <p>RPM set: TPDO</p>		See similar VS profile for VI001
3	VS03 Analogue	<p>Analogue Required: AX1 in Slot 1</p> <p>Pitch%: AX1 S1i2: 4-20mA (+term5, -term4)</p> <p>Pitch% set:TPDO/XDi</p> <p>RPM: AX1, S1i1: 4-20mA (+term9, -term8)</p> <p>RPM set:TPDO/XDi</p> <p>Input lost below 3.5mA</p>		See similar VS profile for VI001
4	VS04 Ana. Set	<p>Analogue Set Required: AX1 in Slot 1</p> <p>Pitch%: TPDO/XDi</p> <p>Pitch% set: AX1 S1i2: 4-20mA (+term5, -term4)</p> <p>RPM: TPDO/XDi</p> <p>RPM set: AX1, S1i1: 4-20mA (+term9, -term8)</p> <p>Input lost below 3.5mA</p>		See similar VS profile for VI001
5	VS05 Pickup	<p>RTC Pickup RPM pickup input Required: DX1 in Slot 1</p> <p>Pitch%: TPDO/XDi</p> <p>Pitch% set: TPDO/XDi</p> <p>RPM: DX1 S1i1:(+term11,-term10)</p> <p>RPM set: TPDO/XDi</p>		See similar VS profile for VI001

VI-setup profiles (VS) for VI010

VS No.	Name	Description	Status	Notes
6	VS06 Ana. Pitch	Analogue Pitch Required: AX1 in Slot 1 Pitch%: AX1 S1i1: 4-20mA (+term9, -term8) Pitch% set: AX1 S1i2: 4-20mA (+term5, -term4) RPM: TPDO/XDi RPM set: TPDO/XDi Input lost below 3.5mA		See similar VS profile for VI001
7	VS07 Ana. Set	Analogue Set Required: AX1 in Slot 1 Pitch%: TPDO/XDi Pitch% set-point: TPDO/XDi RPM: TPDO/XDi RPM set: AX1 S1i1: 4-20mA (+term9, -term8) Input lost below 3.5mA		See similar VS profile for VI001